



Deton Engineering – Risk Assessment

Deton Tshukudu Barring Tool



Deton Engineering - Risk Assessment


| | | | | |
|-------------|-----------------------------|---------------|---|--------------|
| Product: | Deton Tshukudu Barring Tool | Revision No.: | 1 | Page 2 of 12 |
| Issue Date: | 31 January 2011 | Authorised: |  | |

TABLE OF CONTENTS

1. Introduction to Deton Engineering
2. Details of Deton Engineering
3. Scope of Quality Management System (SABS ISO 9001:2008)
4. Risk Assessment Team
5. Excerpt from Mine Safety Act
6. Scope of Risk Assessment
7. Format of Risk Assessment
8. Risk Assessments -
 - 8.1 Equipment Problems
 - 8.2 Operating Errors/Human Factor

Copyright ©

- This manual may not be copied or reproduced in any way without prior written permission.
- It is expected that the information contained herein remain confidential.
- Any enquiries concerning Deton Engineering's' Policies, Procedures or Products may be directed to Deton Engineering via our Representatives.





Deton Engineering - Risk Assessment

| | | | | |
|-------------|-----------------------------|---------------|---|--------------|
| Product: | Deton Tshukudu Barring Tool | Revision No.: | 1 | Page 3 of 12 |
| Issue Date: | 31 January 2011 | Authorised: | | |

1. Introduction to the Deton Group of Companies

Deton Engineering (Pty) Ltd., was established in 1973 by Hercules du Preez, the first product being the Hercules Jack for mining applications.

From this date, Deton Engineering has specialised in the production of products with safety and efficiency in mind, especially for applications in the Mining and Industrial industries. The Deton Group is continuously focussed on the monitoring and improvement of production, reduced downtime, improved safety, and the servicing and support of our products which has made Deton a leader in its field.

Within the Deton Group of Companies are the following companies whose processes are incorporated in our Quality Management System –

Deton Engineering (Pty) Ltd. – Deton Engineering manufactures Jacks, Rail Benders, Snatch Blocks, Pulleys, Hercules Jack and related products for the Mining and Industrial markets.

Wearresist SA (Pty) Ltd. – Wearresist manufactures, sells and applies a range of wear-resistant coatings, based upon a resin matrix with a 90% alumina content, targeted at the Mining and Industrial markets.

Ceramic Linings (Pty) Ltd. – Ceramic Linings manufacture and market alumina ceramic tiles for high abrasion, high impact and high temperature applications. The products compliment the Wearresist products and can be used in conjunction in such environments.

Cutlass Products (Pty) Ltd. – Cutlass manufacture and market a range of corrosion and abrasion resistant products, aimed at the general Industrial market.

Densit S.A. (Pty) Ltd. – Densit supplies and applies a range of branded wear-resistant products to the general industrial markets, under license from Densit Norway.



Deton Engineering - Risk Assessment

| | | | | |
|-------------|-----------------------------|---------------|---|--------------|
| Product: | Deton Tshukudu Barring Tool | Revision No.: | 1 | Page 4 of 12 |
| Issue Date: | 31 January 2011 | Authorised: | | |

2. Details of Deton Engineering

This Risk Assessment refers to our Alberton based Head Office and Workshops, the details of which are -

6 Barium Street
Alrode Ext. 7
Alberton

P.O. Box 123920
Alrode
1450

Telephone: (011) 908-1922
E-mail: info@deton.co.za

Facsimile: (011) 864-5386
Website: www.deton.co.za

3. Scope of Quality Management System (SABS ISO 9001:2008)

The manufacture and repair of Hercules Jacks, Snatch Blocks, explosive boxes, mining equipment, rail benders, pipe splitters, railway rolling stock and re-railing equipment for mining, agriculture, postal and transport industries, the manufacture of corrosion-coating resins and wear-resistant linings, including the Cutlass range of epoxy products.

4. Risk Assessment Team


As a result of Deton Engineering's commitment to our customers, this Risk Assessment was conducted in order to ensure that all potential health, safety and related hazards are identified, the risks evaluated and controls implemented to ensure that the products are safe and without risk to our customers, as far as is reasonably practicable.

This Risk Assessment was compiled by the following team -

| | |
|----------------|-------------------------|
| HP du Preez | Chairman |
| A du Preez | Managing Director |
| W Germishuizen | Sales & Marketing |
| I Gasa | Production Foreman |
| J Downward | Production & Operations |
| S Barley | Quality & Risk |



Deton Engineering - Risk Assessment

| | | | | |
|-------------|-----------------------------|---------------|---|--------------|
| Product: | Deton Tshukudu Barring Tool | Revision No.: | 1 | Page 5 of 12 |
| Issue Date: | 31 January 2011 | Authorised: |  | |

5. Excerpt from Mine Safety Act (Act 29 of 1996)

Section 21 of the Mine Safety Act states the following -

21.(1) Any person who -

- (a) designs, manufactures, repairs, imports or supplies any article for use at a mine must ensure, as far as reasonably practicable -
 - (i) that the article is safe and without risk to health and safety when used properly and
 - (ii) that it complies with all requirements in terms of this Act;


21.(2) Any person who bears a duty in terms of sub-section (1) is relieved of that duty to the extent that is reasonable in the circumstances, if -

- (a) that person designs, manufactures, repairs, imports or supplies an article for or to another person; and
- (b) that person provides a written undertaking to take specified steps sufficient to ensure, as far as reasonably practicable, that the article will be safe and without risk to health and safety when used properly and that it complies with all prescribed requirements





Deton Engineering - Risk Assessment

| | | | | |
|-------------|-----------------------------|---------------|---|--------------|
| Product: | Deton Tshukudu Barring Tool | Revision No.: | 1 | Page 6 of 12 |
| Issue Date: | 31 January 2011 | Authorised: |  | |

6. Scope of Risk Assessment

The scope of this Risk Assessment is limited to the Deton Engineering Tshukudu Barring Tools and their application in a mining environment.

The objective of this Risk Assessment is to, as far as is reasonably practicable -

- identify all potential health, safety and related risks that the Tshukudu Barring Tool could pose to the end-user
- measure the level of risk of the identified risks
- to recommend controls to alleviate or minimise the risks

The aim of this Risk Assessment is to provide end-users with detailed information that will permit them to use the Tshukudu Barring Tool in a manner that is safe and provide optimal utilisation.





Deton Engineering - Risk Assessment

| | | | | |
|-------------|-----------------------------|---------------|---|--------------|
| Product: | Deton Tshukudu Barring Tool | Revision No.: | 1 | Page 7 of 12 |
| Issue Date: | 31 January 2011 | Authorised: | | |

7. Format of Risk Assessment

The Risk Assessments are reflected in tabular format, with the specific aspects listed under the following main headings -

Potential Hazard - what could go wrong?

Consequences & Impact - what could happen if the instance occurred?

Recommendations & Controls - what measures are in place or should be taken?

The aspects are then rated in terms of -

Likelihood (What are the chances of the incident occurring, probability?)

| LIKELIHOOD | Index Value | Result |
|-----------------|-------------|----------------------|
| Most likely | 5 | <input type="text"/> |
| Highly likely | 4 | |
| Likely | 3 | |
| Unlikely | 2 | |
| Highly unlikely | 1 | |

Risk (What level of risk/element of danger would this incident expose you to?)

| RISK | Index Value | Result |
|----------------|-------------|----------------------|
| Very high risk | 5 | <input type="text"/> |
| High risk | 4 | |
| Medium risk | 3 | |
| Low risk | 2 | |
| Very low risk | 1 | |

Severity (What could the severity of this incident be in terms of injuries, damage)?


| SEVERITY | Index Value | Result |
|------------------|-------------|----------------------|
| Extremely severe | 5 | <input type="text"/> |
| Quite severe | 4 | |
| Severe | 3 | |
| Not too severe | 2 | |
| Negligible | 1 | |

From the above results, the "Risk Result" is tabulated as follows -

$$\text{RISK RESULT} = \text{LIKELIHOOD} \times \text{RISK} \times \text{SEVERITY}$$



Deton Engineering - Risk Assessment

| | | | | |
|-------------|-----------------------------|---------------|---|--------------|
| Product: | Deton Tshukudu Barring Tool | Revision No.: | 1 | Page 8 of 12 |
| Issue Date: | 31 January 2011 | Authorised: |  | |

7. Format of Risk Assessment (cont.)

The figure obtained (the Risk Result) is then classified as follows -

- 61 + High risk requiring immediate corrective action
- 39 - 60 High risk requiring corrective action (identified in RED)
- 21 - 40 Substantial risk with corrective action needed
- 6 - 20 Possible risk, must be brought to people's attention
- 5 Risk tolerable

This is reflected as "RR" on the accompanying Risk Assessment Charts.





Deton Engineering - Risk Assessment

| | | | | |
|-------------|-----------------------------|---------------|---|--------------|
| Product: | Deton Tshukudu Barring Tool | Revision No.: | 1 | Page 9 of 12 |
| Issue Date: | 31 January 2011 | Authorised: | | |

8.1 Risk Assessment - Equipment Problems

| ITEM | POTENTIAL HAZARD | CONSEQUENCES & IMPACT | RATINGS | | | | RECOMMENDATIONS and CONTROLS |
|------|--|---|---------|---|---|----|--|
| | | | L | R | S | RR | |
| 1 | Components of Tshukudu Barring Tool are damaged or missing | <ul style="list-style-type: none"> Damage to Face and people - EFFICIENCY and/or INJURY/ DEATH | 3 | 4 | 4 | 48 | <ul style="list-style-type: none"> Inspect Tshukudu Barring Tool prior to release to production, and again upon receipt from production Train staff in the inspection of the Tshukudu Barring Tool Stores to send faulty Tshukudu Barring Tool to Deton for repair |
| 2 | Bit cannot be removed | <ul style="list-style-type: none"> Damage to Face, Tshukudu Barring Tool and people - EFFICIENCY and/or INJURY | 3 | 3 | 3 | 27 | <ul style="list-style-type: none"> Staff to check Bit can be removed from Tshukudu Barring Tool as part of daily inspection prior to use Train staff in the inspection of the Tshukudu Barring Tool Stores to send faulty Tshukudu Barring Tool to Deton for repair |
| 3 | Percussion damaged Head | <ul style="list-style-type: none"> Damage to Face, Tshukudu Barring Tool and people - EFFICIENCY and/or INJURY | 2 | 3 | 3 | 18 | <ul style="list-style-type: none"> Staff to flush and clean Tshukudu Barring Tool following use Staff to alert Supervision of faulty Tshukudu Barring Tool Stores to send faulty Tshukudu Barring Tool to Deton for repair |



Deton Engineering - Risk Assessment

| | | | | |
|-------------|-----------------------------|---------------|---|---------------|
| Product: | Deton Tshukudu Barring Tool | Revision No.: | 1 | Page 10 of 12 |
| Issue Date: | 31 January 2011 | Authorised: | | |

| ITEM | POTENTIAL HAZARD | CONSEQUENCES & IMPACT | RATINGS | | | | RECOMMENDATIONS and CONTROLS |
|------|--|---|---------|---|---|----|--|
| | | | L | R | S | RR | |
| 4 | Aluminium pipe is damaged or of incorrect length | <ul style="list-style-type: none"> Damage to Face, Tshukudu Barring Tool and people - EFFICIENCY and/or INJURY | 3 | 3 | 3 | 27 | <ul style="list-style-type: none"> Pipe to replaced with new component or component of correct length Damaged pipe to be returned to Stores Staff to inspect Tshukudu Barring Tool prior to use |
| 5 | Air Line Connector damaged/ missing | <ul style="list-style-type: none"> Damage to Face, Tshukudu Barring Tool and people - EFFICIENCY and/or INJURY | 3 | 3 | 3 | 27 | <ul style="list-style-type: none"> Items to be replaced/repared prior to release for use Staff to inspect Tshukudu Barring Tool prior to use |
| 6 | Valve damaged/missing | <ul style="list-style-type: none"> Damage to Face, Tshukudu Barring Tool and people - EFFICIENCY and/or INJURY | 3 | 3 | 3 | 27 | <ul style="list-style-type: none"> Items to be replaced/repared prior to release for use Staff to inspect Tshukudu Barring Tool prior to use |

8.2 Risk Assessment – Operating Errors/Human Factors

| ITEM | POTENTIAL HAZARD | CONSEQUENCES & IMPACT | RATINGS | | | | RECOMMENDATIONS and CONTROLS |
|------|--|---|---------|---|---|----|---|
| | | | L | R | S | RR | |
| 1 | Operation of Tshukudu Barring Tool by untrained/unauthorised personnel | <ul style="list-style-type: none"> Damage to Face, Tshukudu Barring Tool and people - EFFICIENCY and/or INJURY/DEATH | 3 | 4 | 4 | 48 | <ul style="list-style-type: none"> Ensure that access to Tshukudu Barring Tool is controlled to prevent unauthorised use Only permit trained operators to operate Tshukudu Barring Tool |



Deton Engineering - Risk Assessment

| | | | | |
|-------------|-----------------------------|---------------|---|---------------|
| Product: | Deton Tshukudu Barring Tool | Revision No.: | 1 | Page 11 of 12 |
| Issue Date: | 31 January 2011 | Authorised: | | |

| ITEM | POTENTIAL HAZARD | CONSEQUENCES & IMPACT | RATINGS | | | | RECOMMENDATIONS and CONTROLS |
|------|---|---|---------|---|---|----|--|
| | | | L | R | S | RR | |
| 2 | Incorrect or dangerous methods of using the Tshukudu Barring Tool | <ul style="list-style-type: none"> Damage to Face, Tshukudu Barring Tool and people - EFFICIENCY and/or INJURY/DEATH | 2 | 4 | 4 | 32 | <ul style="list-style-type: none"> Monitor use of Tshukudu Barring Tool to ensure operator is using tool correctly Only permit trained users to operate Tshukudu Barring Tool |
| 3 | Nil/poor preparation of Face & Roof prior to Barring | <ul style="list-style-type: none"> Damage to Face, Roof, equipment and people - EFFICIENCY and/or INJURY/DEATH | 1 | 4 | 4 | 16 | <ul style="list-style-type: none"> Ensure all Mine Regulations and Standards are complied to prior to use of Tshukudu Barring Tool Supervised use of Tshukudu Barring Tool by trained operators |
| 4 | Tshukudu Barring Tool not inspected as per required Daily Inspections | <ul style="list-style-type: none"> Damage to Face, Tshukudu Barring Tool and people - EFFICIENCY and/or INJURY/DEATH | 2 | 4 | 4 | 32 | <ul style="list-style-type: none"> Ensure Tshukudu Barring Tool is inspected prior to use daily (check Bit, check Fittings, check Guards, check oil) Ensure Tshukudu Barring Tool is cleaned following use Ensure problems with Tshukudu Barring Tool are reported to Supervision, and tool segregated pending repair Only permit trained operators to operate Tshukudu Barring Tool |
| 5 | Air Line faulty | <ul style="list-style-type: none"> Damage to Face, Tshukudu Barring Tool and people - EFFICIENCY and/or INJURY/DEATH | 3 | 4 | 4 | 48 | <ul style="list-style-type: none"> Check hose and connections prior to commencing of barring Check hose is secured, and proper fittings used Only permit trained operators to use Tshukudu Barring Tool |



Deton Engineering - Risk Assessment

| | | | | |
|-------------|-----------------------------|---------------|---|---------------|
| Product: | Deton Tshukudu Barring Tool | Revision No.: | 1 | Page 12 of 12 |
| Issue Date: | 31 January 2011 | Authorised: | | |

| ITEM | POTENTIAL HAZARD | CONSEQUENCES & IMPACT | RATINGS | | | | RECOMMENDATIONS and CONTROLS |
|------|---|---|---------|---|---|----|--|
| | | | L | R | S | RR | |
| 6 | Barring Tool does not operate (or operates slow;y) | <ul style="list-style-type: none"> Damage to Face, Barring Tool and personnel - EFFICIENCY and/or INJURY/DEATH | 3 | 3 | 3 | 27 | <ul style="list-style-type: none"> Check valves, air lines and connections for leaks and contamination, flush as is needed Check line pressure is adequate Check for leaks at piston - return to Deton Engineering for repair if faulty Clean and flush Barring Tool following use Inspect Barring Tool prior to use Only permit trained Operators to use Barring Tool |
| 7 | Barring Tool not cleaned and/or stored properly following use | <ul style="list-style-type: none"> Damage to Face, Barring Tool and personnel - EFFICIENCY and/or INJURY/DEATH | 3 | 4 | 4 | 48 | <ul style="list-style-type: none"> Clean & flush Barring Tool following use Only permit trained Operators to use Barring Tool |

Reviewed: J. Key