



Deton Engineering – Risk Assessment

Rolling Stock Shackles & Pins



Deton Engineering - Risk Assessment


Product:	Rolling Stock Shackles & Pins	Revision No.:	1	Page 2 of 10
Issue Date:	31 January 2011	Authorised:		

TABLE OF CONTENTS

1. Introduction to Deton Engineering
2. Details of Deton Engineering
3. Scope of Quality Management System (SABS ISO 9001:2008)
4. Risk Assessment Team
5. Excerpt from Mine Safety Act
6. Scope of Risk Assessment
7. Format of Risk Assessment
8. Risk Assessments -
 - 8.1 Equipment Problems
 - 8.2 Operating Errors/Human Factor

Copyright ©

- This manual may not be copied or reproduced in any way without prior written permission.
- It is expected that the information contained herein remain confidential.
- Any enquiries concerning Deton Engineering's' Policies, Procedures or Products may be directed to Deton Engineering via our Representatives.





Deton Engineering - Risk Assessment

Product:	Rolling Stock Shackles & Pins	Revision No.:	1	Page 3 of 10
Issue Date:	31 January 2011	Authorised:		

1. Introduction to the Deton Group of Companies

Deton Engineering (Pty) Ltd., was established in 1973 by Hercules du Preez, the first product being the Hercules Jack for mining applications.

From this date, Deton Engineering has specialised in the production of products with safety and efficiency in mind, especially for applications in the Mining and Industrial industries. The Deton Group is continuously focussed on the monitoring and improvement of production, reduced downtime, improved safety, and the servicing and support of our products which has made Deton a leader in its field.

Within the Deton Group of Companies are the following companies whose processes are incorporated in our Quality Management System –

Deton Engineering (Pty) Ltd. – Deton Engineering manufactures Jacks, Rail Benders, Snatch Blocks, Pulleys, Hercules Jack and related products for the Mining and Industrial markets.

Wearresist SA (Pty) Ltd. – Wearresist manufactures, sells and applies a range of wear-resistant coatings, based upon a resin matrix with a 90% alumina content, targeted at the Mining and Industrial markets.

Ceramic Linings (Pty) Ltd. – Ceramic Linings manufacture and market alumina ceramic tiles for high abrasion, high impact and high temperature applications. The products compliment the Wearresist products and can be used in conjunction in such environments.

Cutlass Products (Pty) Ltd. – Cutlass manufacture and market a range of corrosion and abrasion resistant products, aimed at the general Industrial market.

Densit S.A. (Pty) Ltd. – Densit supplies and applies a range of branded wear-resistant products to the general industrial markets, under license from Densit Norway.



Deton Engineering - Risk Assessment

Product:	Rolling Stock Shackles & Pins	Revision No.:	1	Page 4 of 10
Issue Date:	31 January 2011	Authorised:		

2. Details of Deton Engineering

This Risk Assessment refers to our Alberton based Head Office and Workshops, the details of which are –

6 Barium Street
Alrode Ext. 7
Alberton

P.O. Box 123920
Alrode
1450

Telephone: (011) 908-1922 Facsimile: (011) 864-5386
E-mail: info@deton.co.za Website: www.deton.co.za

3. Scope of Quality Management System (SABS ISO 9001:2008)

The manufacture and repair of Hercules Jacks, Snatch Blocks, Rolling Stock Shackles & Pins, mining equipment, rail benders, pipe splitters, railway rolling stock and re-railing equipment for mining, agriculture, postal and transport industries, the manufacture of corrosion-coating resins and wear-resistant linings, including the Cutlass range of epoxy products.

4. Risk Assessment Team


As a result of Deton Engineering's commitment to our customers, this Risk Assessment was conducted in order to ensure that all potential health, safety and related hazards are identified, the risks evaluated and controls implemented to ensure that the products are safe and without risk to our customers, as far as is reasonably practicable.

This Risk Assessment was compiled by the following team -

HP du Preez	Chairman
A du Preez	Managing Director
W Germishuizen	Sales & Marketing
I Gasa	Production Foreman
J Downward	Production & Operations
S Barley	Quality & Risk



Deton Engineering - Risk Assessment

Product:	Rolling Stock Shackles & Pins	Revision No.:	1	Page 5 of 10
Issue Date:	31 January 2011	Authorised:		

5. Excerpt from Mine Safety Act (Act 29 of 1996)

Section 21 of the Mine Safety Act states the following -

21.(1) Any person who -

- (a) *designs, manufactures, repairs, imports or supplies any article for use at a mine must ensure, as far as reasonably practicable -*
 - (i) *that the article is safe and without risk to health and safety when used properly and*
 - (ii) *that it complies with all requirements in terms of this Act;*


21.(2) *Any person who bears a duty in terms of sub-section (1) is relieved of that duty to the extent that is reasonable in the circumstances, if -*

- (a) *that person designs, manufactures, repairs, imports or supplies an article for or to another person; and*
- (b) *that person provides a written undertaking to take specified steps sufficient to ensure, as far as reasonably practicable, that the article will be safe and without risk to health and safety when used properly and that it complies with all prescribed requirements*





Deton Engineering - Risk Assessment

Product:	Rolling Stock Shackles & Pins	Revision No.:	1	Page 6 of 10
Issue Date:	31 January 2011	Authorised:		

6. Scope of Risk Assessment

The scope of this Risk Assessment is limited to the Deton Engineering Rolling Stock Shackles & Pins and their application in a mining environment.

The objective of this Risk Assessment is to, as far as is reasonably practicable -

- identify all potential health, safety and related risks that the Rolling Stock Shackles & Pins could pose to the end-user
- measure the level of risk of the identified risks
- to recommend controls to alleviate or minimise the risks

The aim of this Risk Assessment is to provide end-users with detailed information that will permit them to use the Rolling Stock Shackles & Pins in a manner that is safe and provide optimal utilisation.





Deton Engineering - Risk Assessment

Product:	Rolling Stock Shackles & Pins	Revision No.:	1	Page 7 of 10
Issue Date:	31 January 2011	Authorised:		

7. Format of Risk Assessment

The Risk Assessments are reflected in tabular format, with the specific aspects listed under the following main headings -

Potential Hazard - what could go wrong?

Consequences & Impact - what could happen if the instance occurred?

Recommendations & Controls - what measures are in place or should be taken?

The aspects are then rated in terms of -

Likelihood (What are the chances of the incident occurring, probability?)

LIKELIHOOD	Index Value	Result
Most likely	5	<input type="text"/>
Highly likely	4	
Likely	3	
Unlikely	2	
Highly unlikely	1	

Risk (What level of risk/element of danger would this incident expose you to?)

RISK	Index Value	Result
Very high risk	5	<input type="text"/>
High risk	4	
Medium risk	3	
Low risk	2	
Very low risk	1	

Severity (What could the severity of this incident be in terms of injuries, damage)?


SEVERITY	Index Value	Result
Extremely severe	5	<input type="text"/>
Quite severe	4	
Severe	3	
Not too severe	2	
Negligible	1	

From the above results, the "Risk Result" is tabulated as follows -

$$\text{RISK RESULT} = \text{LIKELIHOOD} \times \text{RISK} \times \text{SEVERITY}$$



Deton Engineering - Risk Assessment

Product:	Rolling Stock Shackles & Pins	Revision No.:	1	Page 8 of 10
Issue Date:	31 January 2011	Authorised:		

7. Format of Risk Assessment (cont.)

The figure obtained (the Risk Result) is then classified as follows -

- 61 + High risk requiring immediate corrective action
- 39 - 60 High risk requiring corrective action (identified in RED)
- 21 - 40 Substantial risk with corrective action needed
- 6 - 20 Possible risk, must be brought to people's attention
- 5 Risk tolerable

This is reflected as "RR" on the accompanying Risk Assessment Charts.





Deton Engineering - Risk Assessment

Product:	Rolling Stock Shackles & Pins	Revision No.:	1	Page 9 of 10
Issue Date:	31 January 2011	Authorised:		

8.1 Risk Assessment - Equipment Problems

ITEM	POTENTIAL HAZARD	CONSEQUENCES & IMPACT	RATINGS				RECOMMENDATIONS and CONTROLS
			L	R	S	RR	
1	Defects in the Shackle - i.e. cracks in steel plates or torn buffers	<ul style="list-style-type: none"> Shackle cannot operate efficiently - EFFICIENCY Shackle components can be dislodged - EFFICIENCY and/or INJURY or DEATH 	1	3	3	9	<ul style="list-style-type: none"> Train staff to inspect faulty items daily and segregate them for repair, prior to release Send all faulty Rolling Stock Shackles & Pins to Deton for repair Safety Training for all staff involved with Rolling Stock Shackles & Pins
2	Shackle or Shackle Pin deformed	<ul style="list-style-type: none"> Shackle or Shackle Pin do not engage properly - EFFICIENCY and/or INJURY or DEATH 	2	4	4	32	<ul style="list-style-type: none"> Train staff to inspect faulty items daily and segregate them for repair, prior to release Send all faulty Rolling Stock Shackles & Pins to Deton for repair Safety Training for all staff involved with Rolling Stock Shackles & Pins



Deton Engineering - Risk Assessment

Product:	Rolling Stock Shackles & Pins	Revision No.:	1	Page 10 of 10
Issue Date:	31 January 2011	Authorised:		

8.2 Risk Assessment – Operating Errors/Human Factor

ITEM	POTENTIAL HAZARD	CONSEQUENCES & IMPACT	RATINGS				RECOMMENDATIONS and CONTROLS
			L	R	S	RR	
1	Handling or carrying of Shackle without making use of handholds	<ul style="list-style-type: none"> Shackle can slip out of hand – INJURY 	2	1	1	2	<ul style="list-style-type: none"> Safety Training for all staff involved with Rolling Stock Shackles & Pins
2	Shackle is secured by means other than the prescribed Shackle Pin	<ul style="list-style-type: none"> Pins may disintegrate or dislodge – EFFICIENCY, INJURY and/or DEATH 	2	4	4	32	<ul style="list-style-type: none"> Never use any substitute materials on place of the Deton Engineering Shackle Pin Safety Training for all staff involved with Rolling Stock Shackles & Pins
3	Operator stands on inside of bend when coupling or uncoupling carriages	<ul style="list-style-type: none"> Sudden movement of rolling stock can pin Operator – EFFICIENCY, INJURY and/or DEATH 	2	4	4	32	<ul style="list-style-type: none"> Safety Training for all staff involved with Rolling Stock Shackles & Pins