



Deton Engineering – Risk Assessment

Explosive Boxes



Deton Engineering - Risk Assessment

Product:	Explosive Boxes	Revision No.:	1	Page 2 of 10
Issue Date:	31 January 2011	Authorised:		

TABLE OF CONTENTS


1. Introduction to Deton Engineering
2. Details of Deton Engineering
3. Scope of Quality Management System (SABS ISO 9001:2008)
4. Risk Assessment Team
5. Excerpt from Mine Safety Act
6. Scope of Risk Assessment
7. Format of Risk Assessment
8. Risk Assessments -
 - 8.1 Equipment Problems
 - 8.2 Installation Problems
 - 8.3 Operating Errors/Human Factor

Copyright ©

- This manual may not be copied or reproduced in any way without prior written permission.
- It is expected that the information contained herein remain confidential.
- Any enquiries concerning Deton Engineering's' Policies, Procedures or Products may be directed to Deton Engineering via our Representatives.



Deton Engineering - Risk Assessment

Product:	Explosive Boxes	Revision No.:	1	Page 3 of 10
Issue Date:	31 January 2011	Authorised:		

1. Introduction to the Deton Group of Companies

Deton Engineering (Pty) Ltd., was established in 1973 by Hercules du Preez, the first product being the Hercules Jack for mining applications.

From this date, Deton Engineering has specialised in the production of products with safety and efficiency in mind, especially for applications in the Mining and Industrial industries. The Deton Group is continuously focussed on the monitoring and improvement of production, reduced downtime, improved safety, and the servicing and support of our products which has made Deton a leader in its field.

Within the Deton Group of Companies are the following companies whose processes are incorporated in our Quality Management System –

Deton Engineering (Pty) Ltd. – Deton Engineering manufactures Jacks, Rail Benders, Snatch Blocks, Pulleys, Hercules Jack and related products for the Mining and Industrial markets.

Wearresist SA (Pty) Ltd. – Wearresist manufactures, sells and applies a range of wear-resistant coatings, based upon a resin matrix with a 90% alumina content, targeted at the Mining and Industrial markets.

Ceramic Linings (Pty) Ltd. – Ceramic Linings manufacture and market alumina ceramic tiles for high abrasion, high impact and high temperature applications. The products compliment the Wearresist products and can be used in conjunction in such environments.

Cutlass Products (Pty) Ltd. – Cutlass manufacture and market a range of corrosion and abrasion resistant products, aimed at the general Industrial market.

Densit S.A. (Pty) Ltd. – Densit supplies and applies a range of branded wear-resistant products to the general industrial markets, under license from Densit Norway.





Deton Engineering - Risk Assessment

Product:	Explosive Boxes	Revision No.:	1	Page 4 of 10
Issue Date:	31 January 2011	Authorised:		

2. Details of Deton Engineering

This Risk Assessment refers to our Alberton based Head Office and Workshops, the details of which are –

6 Barium Street
Alrode Ext. 7
Alberton

P.O. Box 123920
Alrode
1450

Telephone: (011) 908-1922 Facsimile: (011) 864-5386
E-mail: info@deton.co.za Website: www.deton.co.za

3. Scope of Quality Management System (SABS ISO 9001:2008)

The manufacture and repair of Hercules Jacks, Snatch Blocks, explosive boxes, mining equipment, rail benders, pipe splitters, railway rolling stock and re-railing equipment for mining, agriculture, postal and transport industries, the manufacture of corrosion-coating resins and wear-resistant linings, including the Cutlass range of epoxy products.

4. Risk Assessment Team


As a result of Deton Engineering's commitment to our customers, this Risk Assessment was conducted in order to ensure that all potential health, safety and related hazards are identified, the risks evaluated and controls implemented to ensure that the products are safe and without risk to our customers, as far as is reasonably practicable.

This Risk Assessment was compiled by the following team -

HP du Preez	Chairman
A du Preez	Managing Director
W Germishuizen	Sales & Marketing
I Gasa	Production Foreman
J Downward	Production & Operations
S Barley	Quality & Risk



Deton Engineering - Risk Assessment

Product:	Explosive Boxes	Revision No.:	1	Page 5 of 10
Issue Date:	31 January 2011	Authorised:		

5. Excerpt from Mine Safety Act (Act 29 of 1996)

Section 21 of the Mine Safety Act states the following -

21.(1) Any person who -

- (a) *designs, manufactures, repairs, imports or supplies any article for use at a mine must ensure, as far as reasonably practicable -*
 - (i) *that the article is safe and without risk to health and safety when used properly and*
 - (ii) *that it complies with all requirements in terms of this Act;*


21.(2) *Any person who bears a duty in terms of sub-section (1) is relieved of that duty to the extent that is reasonable in the circumstances, if -*

- (a) *that person designs, manufactures, repairs, imports or supplies an article for or to another person; and*
- (b) *that person provides a written undertaking to take specified steps sufficient to ensure, as far as reasonably practicable, that the article will be safe and without risk to health and safety when used properly and that it complies with all prescribed requirements*





Deton Engineering - Risk Assessment

Product:	Explosive Boxes	Revision No.:	1	Page 6 of 10
Issue Date:	31 January 2011	Authorised:		

6. Scope of Risk Assessment

The scope of this Risk Assessment is limited to the Deton Engineering Explosive Boxes and their application in a mining environment.

The objective of this Risk Assessment is to, as far as is reasonably practicable -

- identify all potential health, safety and related risks that the Explosive Box could pose to the end-user
- measure the level of risk of the identified risks
- to recommend controls to alleviate or minimise the risks

The aim of this Risk Assessment is to provide end-users with detailed information that will permit them to use the Explosive Box in a manner that is safe and provide optimal utilisation.





Deton Engineering - Risk Assessment

Product:	Explosive Boxes	Revision No.:	1	Page 7 of 10
Issue Date:	31 January 2011	Authorised:		

7. Format of Risk Assessment

The Risk Assessments are reflected in tabular format, with the specific aspects listed under the following main headings -

Potential Hazard - what could go wrong?

Consequences & Impact - what could happen if the instance occurred?

Recommendations & Controls - what measures are in place or should be taken?

The aspects are then rated in terms of -

Likelihood (What are the chances of the incident occurring, probability?)

LIKELIHOOD	Index Value	Result
Most likely	5	<input type="text"/>
Highly likely	4	
Likely	3	
Unlikely	2	
Highly unlikely	1	

Risk (What level of risk/element of danger would this incident expose you to?)

RISK	Index Value	Result
Very high risk	5	<input type="text"/>
High risk	4	
Medium risk	3	
Low risk	2	
Very low risk	1	

Severity (What could the severity of this incident be in terms of injuries, damage)?


SEVERITY	Index Value	Result
Extremely severe	5	<input type="text"/>
Quite severe	4	
Severe	3	
Not too severe	2	
Negligible	1	

From the above results, the "Risk Result" is tabulated as follows -

$$\text{RISK RESULT} = \text{LIKELIHOOD} \times \text{RISK} \times \text{SEVERITY}$$



Deton Engineering - Risk Assessment

Product:	Explosive Boxes	Revision No.:	1	Page 8 of 10
Issue Date:	31 January 2011	Authorised:		

7. Format of Risk Assessment (cont.)

The figure obtained (the Risk Result) is then classified as follows -

- 61 + High risk requiring immediate corrective action
- 39 - 60 High risk requiring corrective action (identified in RED)
- 21 - 40 Substantial risk with corrective action needed
- 6 - 20 Possible risk, must be brought to people's attention
- 5 Risk tolerable

This is reflected as "RR" on the accompanying Risk Assessment Charts.





Deton Engineering - Risk Assessment

Product:	Explosive Box	Revision No.:	1	Page 9 of 10
Issue Date:	31 January 2011	Authorised:		

8.1 Risk Assessment - Equipment Problems

ITEM	POTENTIAL HAZARD	CONSEQUENCES & IMPACT	RATINGS				RECOMMENDATIONS and CONTROLS
			L	R	S	RR	
1	Missing, broken or bent components (e.g. keys, handles, lids)	<ul style="list-style-type: none"> Explosive Box cannot be used safely or effectively for storage purposes – EFFICIENCY and/or INJURY or DEATH Theft of explosives – EFFICIENCY and/or INJURY or DEATH 	3	4	4	48	<ul style="list-style-type: none"> Train staff to inspect faulty items daily and segregate them for repair, prior to release Boxes to be locked when explosives and related items stored inside Replace all faulty boxes immediately Send all faulty Explosive Boxes to Deton for repair Safety Training for all staff involved with Explosive Boxes
2	Self-locking mechanism is rusted or stuck OR Self-locking mechanism is damaged as a result of abuse	<ul style="list-style-type: none"> Explosive Box cannot be used safely or effectively- EFFICIENCY and/or INJURY or DEATH Theft of explosives – EFFICIENCY and/or INJURY or DEATH 	3	4	4	48	<ul style="list-style-type: none"> If box is underground, report the problem immediately – do not bring the box to the surface until the problem is resolved. Should penetrating oil not release the lock, alert Deton Please check all locking mechanisms prior to release and lubricate with penetrating oil on a regular basis Send all faulty Explosive Boxes to Deton for repair Safety Training for all staff involved with Explosive Boxes



Deton Engineering - Risk Assessment

Product:	Explosive Box	Revision No.:	1	Page 10 of 10
Issue Date:	31 January 2011	Authorised:		

8.2 Risk Assessment - Installation Problems

ITEM	POTENTIAL HAZARD	CONSEQUENCES & IMPACT	RATINGS				RECOMMENDATIONS and CONTROLS
			L	R	S	RR	
1	Explosive Box is not securely mounted to frame or correctly installed	<ul style="list-style-type: none"> Explosive Box can be unlawfully removed or can fall - EFFICIENCY and/or INJURY or DEATH 					<ul style="list-style-type: none"> Where Explosive Box is to be physically mounted, the mounting must be of such a nature as to ensure that the Explosive Box cannot be bumped off or removed If the Explosive Box has been forcefully removed from it's mountings, report the problem immediately Safety Training for all staff involved with Explosive Boxes
2	Explosive Box is mounted in close proximity to other hazards	<ul style="list-style-type: none"> Explosive Box is knocked off mountings and/or falls - EFFICIENCY and/or INJURY or DEATH 					<ul style="list-style-type: none"> Where Explosive Box is to be physically mounted, this must be done in such a way as to ensure that it is not in close proximity to any potential hazards If the Explosive Box has been forcefully removed from it's mountings, report the problem immediately Safety Training for all staff involved with Explosive Boxes